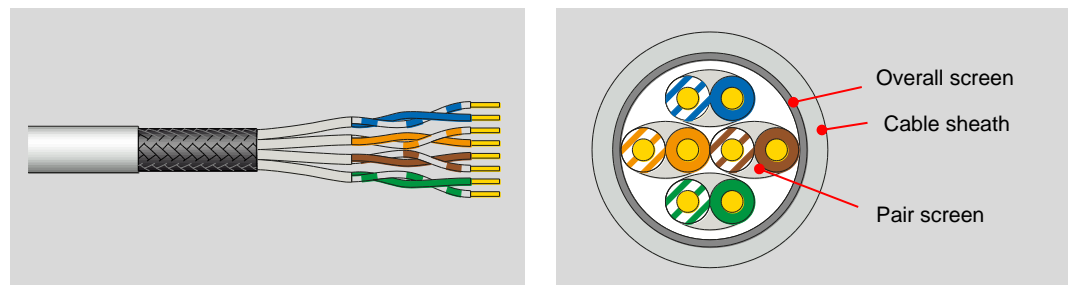


R&M *freenet* S/FTP Cat.6_A 650 MHz

D_{ca}
CPR

Cable reference	Part number	R305649
	Source code	U
	R&M positioning	Cat.6 _A , Level 3

Cable construction	Conductor	Bare solid copper wire AWG23 (≥ Ø 0.56 mm)
	Insulation	Polyethylene ≤ Ø 1.32 mm (Nom.)
	Twisting	2 wires to the pair
	Cable lay up	4 paires to the core
	Pair screen	Alu / polyester tape
	Overall screen	Tin plated copper braid (≥ 25 % coverage)
	Sheath	LSZH, gray RAL 7035



Application

Primary (Campus), Secondary (Riser), Tertiary (Horizontal)
 IEEE 802.3an: 10Base-T; 100Base-TX; 1000Base-T; 10GBase-T
 IEEE 802.5 16 MB; ISDN; TPDDI; ATM
 IEEE 802.3af-2002: POE; IEEE 802.3at: POE+
 Confirming to European regulation "CPR" EN 50575

Standards

ISO/IEC 11801 2nd ed.; EN 50173-1
 IEC 61156-5 2nd ed.; EN 50288-10; ANSI/TIA 568C.2

Fire rating (LSZH)

LSZH
 IEC 60332-3-24; IEC 60754-2; IEC 61034
 EN50575; Dca s2, d2, a1 ; DOP D6532

Technical Data	Cable designation	S/FTP Cat.6A 650MHz 4PxAWG23
	Packaging	Drum 500 m
	Outer diameter	Nominal 7.6 mm
	Weight	66 kg / km
	Segregation class	d
	Tensile force	80 N

Mechanical Properties	Bending radius	≥ 35 mm during operation (without load) ≥ 60 mm during installation (with load)
	Temperature range	During operation -20°C...+ 60°C During installation 0°C...+ 50°C

Electrical Properties
(at 20°C ± 5°C)





DC loop resistance		≤ 16.5 Ω / 100 m
Resistance unbalance		≤ 2 %
Test voltage	DC, 1 min, core/core	1000 V
Insulation resistance	500 V	≥ 5000 MΩ * km
Capacitance		43 pF / m max.
Capacitance unbalance		≤ 1500 pF / km
Mean characteristic impedance		100 ± 25 Ω
Nominal velocity of propagation		Approx. 76 %
Propagation delay		≤ 420 ns / 100 m
Delay skew		≤ 19 ns / 100 m
Coupling attenuation		≥ 75 dB

Typical transmission characteristics (at 20°C)

f (MHz)	Attenuation (dB/100 m)		NEXT (dB)		PS-NEXT (dB)		ACR-F ¹⁾ (dB/100 m)		PS-ACR-F ¹⁾ (dB/100 m)		Return loss (dB)	
	Max	Typ	Min	Typ	Min	Typ	Min	Typ	Min	Typ	Min	Typ
4	3.8	3.7	66.3	92	63.3	89	56	74	53	68	23	30
10	5.9	5.6	60.3	89	57.3	86	48	72	45	67	25	27
20	8.4	8.1	55.8	79	52.8	76	42	68	39	63	25	27
62.5	15	14.5	48.4	77	45.4	74	32.1	56	29.1	51	21.5	25
100	19.1	18.4	45.3	74	42.3	71	28	52	25	47	20.1	23
250	31.1	30.2	39.3	68	36.3	65	20	44	17	39	17.3	21
500	45.3	44.2	34.8	65	31.8	62	14	32	11	30	17.3	20
600	-	48.2	-	63	-	60	-	25	-	22	-	19
650	-	51.0	-	58	-	55	-	18	-	15	-	18

¹⁾ ACR-F was formerly known as ELFEXT.

Recommended connection technique

Module		Perm. Link Class D	Perm. Link Class E	Channel Class E _A	Perm. Link Class E _A	Short Link Class E _A ^(*)
	Cat.5e/s	✓	-	-	-	-
	Cat.6 Real10/s	✓	✓	✓	-	-
	Cat.6 _A EL/s	✓	✓	✓	✓	✓
	Cat.6 _A /s	✓	✓	✓ Best in Class	✓ Best in Class	✓ Best in Class

(*): see installation guide

Third party certificate 3P Third Party Testing



Convincing cabling solutions

Reichle & De-Massari AG
Binzstrasse 32
CHE – 8620 Wetzikon
Telephone HQ: +41 (0)44 933 81 11
Telefax HQ: +41 (0)44 930 49 41
www.rdm.com